

invotek® glasswall

invotek® glasswall Technical Specification

General description:

Non-loadbearing floor to ceiling system based on an aluminium framework with sound reducing panels, erected in a combination of single glazed panels.

Framework:

A pre-finished 25mm x 25mm aluminium head and floor channel.

Glazed module:

10mm – 12mm toughened safety glass depending on height required, held in by clear PVC gasket to head and floor channel.

Panel joint:

Dry clear PVC joint.

Manifestation:

A wide range of film and screen printing available as optional extra.

Module:

300mm – 1500mm maximum.

Height:

Up to 3000mm

Tolerance:

+ / - 5mm.

Thickness:

25mm overall.

Weight:

Approximately 25.00Kg/m² for 10mm glass and 30.00Kg/m² for 12mm glass.

Finishes:

Satin anodized or polyester powder coating to all exposed aluminium components available in a wide range of colours as standard.

Door units:

A combination of styles is available. Standard or full height frames in aluminium or timber fitted glass or timber veneered doors, together with frameless standard height glass doors with overpanel or full height glass doors.

Door furniture:

Wide range of fittings available.

Skirting:

25mm

Spread of flame:

Class 'O' to comply with the Building Regulations 1991.

Fire resistance:

Nil.

Acoustic performance:

A glass module with 10mm glass will achieve up to 32 Rw db in accordance with BS 2750: 1980 and to BS 5821 subject to on site prevailing conditions.

A glass module with 12mm glass will achieve up to 33 Rw db in accordance with BS 2750: 1980 and to BS 5821 subject to on site prevailing conditions.



Invotek operates a quality system that is designed to meet the requirements of BS 5750 (Part 2) and ISO 9002.

Other Brochures available from Invotek:

[invotek®75 and 100](#)

[invotek®glasswall elite](#)

[invotek®flushwall](#)

invotek®

PARTITIONING SOLUTIONS

LGFRW5GOHHWVEULG#

3RROH+

Tel: 01202 777848 Fax: 01202 777808

Email: stuart@invotek.co.uk www.invotek.co.uk

the attention to detail is clear



FLOORTRACK




HEADTRACK



GLASS JOINT DETAIL



3 WAY GLASS JOINT DETAIL



90° CORNER DETAIL




LEVER LATCH




OVERPANEL PATCH



OVERPANEL HINGE



ALUMINIUM DOOR FRAME



TIMBER DOOR FRAME



invotek®glasswall - a clear advantage

Invotek Glasswall is the partitioning system for the future. It provides the solution for those wanting a minimalist workplace environment; with discreet divisions of office space, suffused with light.

invotek®glasswall - a reflection of style

Invotek Glasswall is sophisticated and aesthetic. It fulfils the need for privacy yet complements a feeling of space with visual continuity.

The glazed modules are held together by a clear dry PVC joint, creating seamless contours. Lighting and creative

manifestations, company logos and corporate colours can all add style and panache to the final design. Any combination of structural components can be incorporated to produce a unique, flexible and technologically advanced environment.

invotek®glasswall - a visible solution

Invotek Glasswall is compatible with all other Invotek partitioning systems and as with all our systems, the advantages of total relocatability and ease of installation make this the obvious choice for all workplace solutions. The only limitations will be your imagination.